




Rubber Crumb Binder Systems



The leading manufacturers
of polyurethane adhesives
and coatings

{ A bond for life }



Leeson Rubber Binder Systems:
from decorative play areas to
safety surfacing, we manufacture
polyurethane binders for all flooring needs.

Established in 1986, Leeson Polyurethanes Ltd is the UK's leading manufacturer of Aliphatic and MDI based polyurethane one and two component coatings.

From playgrounds to sports pitches, from pathways to safety tiles. We are at the forefront of innovation in our sector, partnering with our customers to develop market leading solutions to their unique requirements.



COATINGS

We supply a wide range of coatings, including:

- Polyurethane rubber binders
- Stonebinders
- Anti-Skid coatings
- Polyurea coatings
- Waterproofing



Award Winning Products

It is with great pleasure that we can announce Leeson Polyurethanes Ltd has been awarded the Queen's Award for Enterprise in International Trade for 2019, the highest official UK export award for a British business.

This is in recognition for the exceptional growth in exports in recent years and gives global recognition that the company is outstanding in its field. Since winning the award for the first time in 2007, LPU have seen record sales and trade with new distributors in new countries including South Africa, Australia and New Zealand. We now export to 55 countries worldwide which makes up 25% of all Leeson Polyurethanes' sales and are set to rise further in 2019 / 2020.



The Queen's Awards for Enterprise were first established in 1966 and have long been the most prestigious business awards given out in the UK. There are certain criteria that the winning company has to achieve in order to be eligible for the award which can lead to further growth and international recognition. Representatives from Leeson Polyurethanes are invited to a reception at Buckingham Palace, but also the successful organisation can fly the Queen's Award flag and can use the Emblem on stationery, advertising and goods.



{ A bond for life }

Leeson Polyurethanes are the leading innovators and manufacturers of Polyurethane Coatings, supplying worldwide.

We develop and manufacture an extensive range of formulated polyurethane products:

- Polyurethane Binders for Playgrounds & Sports Pitches
- LeesonBound®
- LeesonGrip®
- Spray & Hand Applied Polyurea
- Waterproofing Systems for Roofs & Balconies
- Polyurethane Coatings
- Decorative Coatings
- Seamless Industrial Flooring
- 1 & 2 component 100% Solvent Free Adhesives
- PUR Reactive Hot Melts
- Polyurethane Textile Adhesives

We work closely with our customers to deliver formulated polyurethanes of the highest quality. Our products are tailored for our customer's precise requirements ensuring that they perform at their best.

The applications are infinite, from insulated panel production to textile and kitchen pad lamination, from sports pitches and playgrounds to high friction surfaces.



BINDERS

Our innovative Polyurea and Polyurethane Coatings are used in a wide range of applications.

We manufacture and market a leading range of polyurethane based coatings. They are used in a large array of applications, including liquid applied waterproofing (Watertite), polyurethanes for stonebinders (both UV and non UV resistant grades), anti-skid coatings for roads, bridges, and marine, polyurethanes for industrial flooring and decorative applications. Our range of polyureas are used for waterproofing and protection of concrete and metal on large scale projects. Furthermore we are continually developing our coatings to meet the requirements of our customers.

Rubber Crumb Polyurethane Binders used in sports pitches and playgrounds give excellent tensile and elongation properties and include grades to conform to BS7188:1998 and EN 14877:2006 ; as well as resistance to extremes of temperature. We manufacture binders for both pour-in-place and tile production, with grades suitable for both hand and machine installation.



{ Rubber Binder Product Overview }

Non-hazardous, fast curing, flexible, solvent free resin for bonding rubber crumb particles.



USES

- ◆ “Wet Pour” safety surfaces
- ◆ Mulch systems

BENEFITS

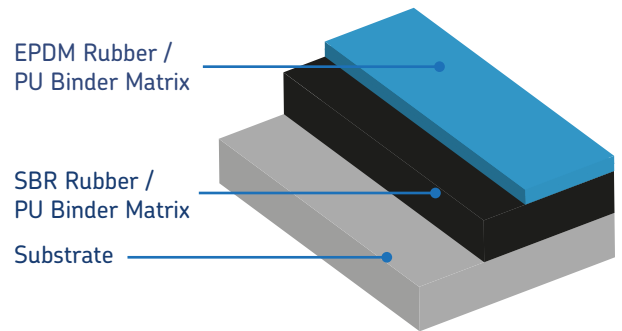
- ◆ Solvent free
- ◆ Summer and winter grades
- ◆ Fast curing
- ◆ Industry leading for ease of installation
- ◆ Excellent track record
- ◆ Ancillary products available e.g. primers, accelerators and resealers






Technical Specification

- ◆ Strong, flexible system
- ◆ Resistant to temperatures of over 50°C for long periods
- ◆ Resistant to acids, diesel and petrol as well as strong bases
- ◆ Speed of cure 20°C 6 hours



{ PU Binders for Wet Pour }



Non-hazardous, fast curing, flexible, solvent free resin for bonding rubber crumb particles.

USES

- Wet Pour Safety Surfaces

BENEFITS

- Solvent free
- Summer and Winter Grades

- Fast curing
- Excellent track record
- Industry leading for ease of installation
- Ancillary products available e.g. primers, accelerators and resealers

{ PU Binders for Mulch Surfacing }



Non-hazardous, fast curing, flexible, solvent free resin for bonding rubber mulch systems.

USES

- Mulch Systems

BENEFITS

- Solvent free
- Tailored system for rubber mulch
- Low foaming

- Fast curing
- Minimizes “drain through”
- Ancillary products available e.g. primers, accelerators and resealers

PU Binders for Safety Tiles



Non-hazardous, fast curing, flexible, solvent free resin for bonding rubber crumb particles.

USES

- Playgrounds
- Equine Areas
- Parade Grounds
- Traffic Calming
- Industry leading for ease of installation
- Excellent Track Record
- Ancillary installation products available e.g. primers, accelerators and resealers

BENEFITS

- Solvent free
- Range of Viscosities
- Variable curing for different applications

PU Binders for Sports Pitch Shock Pads



Non-hazardous, slow curing, flexible, solvent free resin for bonding rubber crumb particles.

USES

- 3G & 4G Sports Pitches
- MUGAs

BENEFITS

- Solvent free
- Slow curing for machine application
- Excellent Track Record
- Ancillary products available e.g. primers, accelerators and resealers

{ PU Binder for Permeable Pavements }



Non-hazardous, fast curing, flexible, solvent free resin for bonding rubber crumb and aggregate particles.


USES

- Cycle Paths
- Walkways
- Footpaths
- Equestrian trails
- Low Maintenance
- Durable
- Cycle and wheelchair friendly
- Industry leading for ease of installation

BENEFITS

- Correctly installed, complies with current SUDS (Sustainable Urban Drainage) Requirements
- May not require planning application
- May be suitable for installation over existing sub-base

{ PU Systems for Sports Structural Spray }



One component spray applied elastomeric coating applied with EPDM rubber. Applied to SBR rubber shock pad. Once cured the system cures to form a durable elastomeric, rubberised surface.

USES

- Athletics tracks
- Tennis
- Courts
- Playgrounds
- Durable
- Quick installation
- Anti-slip
- Ancillary products available e.g. primers, accelerators and resealers

BENEFITS

- Porous system
- Fast curing

PU Systems for Sports Sandwich System



A multi component encapsulated sandwich system for athletic tracks and multi-use games areas (MUGAS).

USES

- Running tracks
- Jogging tracks
- Athletics

BENEFITS

- Non-Porous system
- Fast curing
- Durable
- Quick installation

- Anti-slip
- Ancillary products available e.g. primers, accelerators and resealers

Indoor Sports Flooring



Non-hazardous, slow curing, flexible, solvent free resin for bonding rubber crumb particles.

USES

- Indoor Gyms
- Tennis courts
- Multi-sports

BENEFITS

- Fast curing
- Seamless
- Durable
- High Quality Playing Surface

- Shock Absorbing
- Full System
 - Adhesive
 - Pore Sealer
 - Wear Coat
 - Top Coat

PU Binders for Equine



Non-hazardous, fast curing, flexible, solvent free resin for bonding rubber crumb particles. Can be used with polyurea seal coat for hygienic seal in enclosed areas.

USES

- Stables
- Parade Grounds
- Equine Walkways


BENEFITS

- Anti-slip


- Seamless – installed in situ
- Reduces bedding consumption
- Fast curing
- Excellent Track Record

- High tensile binder for rubber layer
- Ancillary products available e.g. primers, accelerators and resealers


{ Rubber Binder Range }



Dark Blue




Red



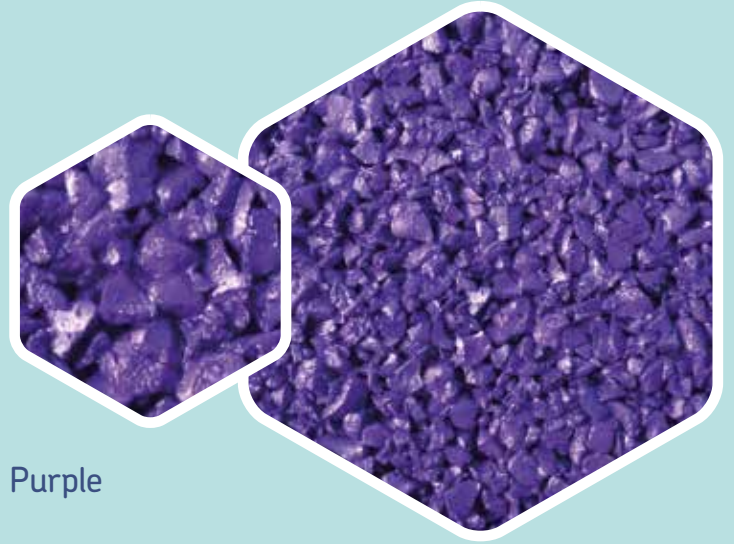
Green




Grey




Teal



Purple



Terracotta



Yellow

Installation of Rubber Crumb Binder Systems

Surface Preparation

Ensure the ground to be coated is well prepared. All loose material should be removed. Ensure the surface is free from contamination such as oil and grease. The surface should also be dry. Concrete, asphalt or compacted hardcore is ideal.

Priming of surfaces

Primer is required for concrete; PU3922 is advised for this application. Other surfaces may require priming especially if they are porous. Consult Leeson Polyurethanes for more information.

It may also be necessary in certain instances to prime surfaces prior to laying the binder e.g. around concrete kerb stones.

PU3922 is a PU based primer that can be applied with a ragged roller to the surface.

Allow the primer to become touch dry, and then lay the rubber surface onto it.

Typical coverage would be 8-10sqm per kilo of primer, depending on the porosity of the surface.

Shock Pad Base Layer / Top Coats

Before proceeding, ensure the substrate is at least 3°C above the dew point and rising and will remain that way until the polyurethane is cured. Condensation on the uncured surface can cause surface foaming / milky surface appearance.

Mix rubber granules and binder at desired ratio, referring to the levels below:

The rubber crumb (either recycled SBR or virgin EPDM) should be mixed with the PU binder using a forced action mixer until all the rubber is covered with binder. BINDER PART C Accelerator is available which can be added to the mix to increase the rate of cure e.g. for use in low temperatures. The accelerator should be added to the binder.

The shock pad thickness will be determined by the application and/or the required critical fall height.

RUBBER TYPE				
			ADDITION LEVEL %	
LAYER TYPE	RUBBER PARTICLE SIZE	THICKNESS	SBR	EPDM
Wear Layer (Top surface)	2-3mm	15-20mm	27%	18%
Shock Pad (Lower surface)	5-10mm	3-50mm	10-12%	N/A

*e.g. 100 grams of rubber 27grams PU is 27% addition

If adding by volume, consider the type of rubber being used e.g. EPDM or SBR as the bulk density of rubbers will vary. Rubber granules should be dry in order to stop accelerated cure times and foaming of the binder.

For adequate mixing, a slow speed, high torque rotary mixer should be used. Rubber and binder should be mixed for 2-3 minutes ensuring all the rubber is coated.

The product can then be laid out on a prepared surface and compacted using a hand trowel or weighted roller. Ensure an even compaction of the rubber.

A release agent (we recommend water and detergent) should be used on all tools to avoid adhesion of the binder to the tools. Ensure all equipment is cleaned well after use.

In some cases, particularly low temperatures, accelerator Part C, may be needed to increase the cure rate.

BINDER PART C Addition Levels			
	5°C	10°C	15°C
0% Accelerator	10 hours	8 hours	6.5 hours
0.01% (1 ml in 9 kg)	6 hours	5 hours	4.5 hours
0.02% (2 ml in 9 kg)	4 hours	3 hours	2.5 hours
0.03% (3 ml in 9 kg)	3 hours	2 hours	1.5 hours



The system should then be left to cure overnight before opening to light foot traffic. The product will take longer to cure at lower temperatures and relative humidity.

The finished PU bound rubber safety surface is hard wearing, shock absorbent and porous. Also, the lack of joints prolongs the life of the surface and minimises any potential for injury due to movement of the flooring. The system can be laid in a variety of colours depending on the requirements of the end user.

Summer / Winter Wet Pour Grades

PU4232CW is suitable for use at temperatures between 5-20°C, PU4223CS is suitable for use between 15-40°C.

UV

MDI polyurethanes are subject to colour changes during exposure to ultra violet light. This will not affect the mechanical properties of the binder.

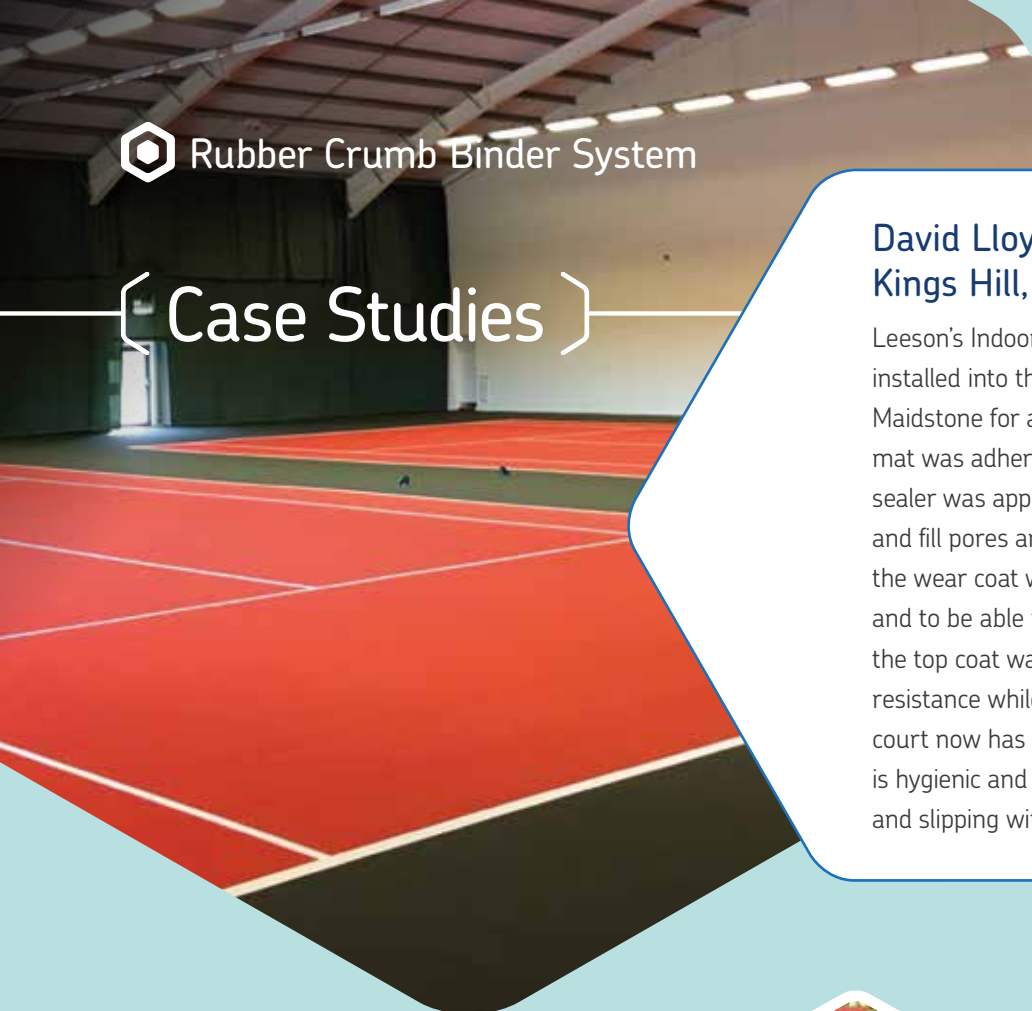
Rubber surface consolidation

It is unlikely but possible that a rubber surface may 'shed' after application. This is most commonly caused by either insufficient resin addition or inadequate packing of the surface during the installation.

The surface can of course be re-laid, but an alternative remedy is to coat the surface with our top coating product PU4292. This product can be applied by ragged roller, and should be used at a coverage rate of 5-8sqm/kg, depending on the particle size and compaction of the rubber surface it is being laid on to.

Application at this rate will maintain the porosity of the surface allowing it to drain.

{ Case Studies }



David Lloyd Centre, Kings Hill, Maidstone

Leeson's Indoor Sports Pitch system was installed into the David Lloyd Centre, Kings Hill, Maidstone for an indoor tennis court. The rubber mat was adhered to the surface before a pore sealer was applied to provide imperviousness and fill pores and cavities. This was covered with the wear coat which is designed to be durable and to be able to withstand a high load. Once the top coat was applied the court had excellent resistance while being non-slip. Overall the court now has a high performance floor which is hygienic and easy to clean, prevents sliding and slipping with a high tensile and tear strength.



Sports Sandwich Track

Leeson's PU for sports sandwich system has been used on national and international running tracks. The surface is elastic and flexible which aids the optimum performance of an athlete whilst being waterproof and resistant to bad weather. It is non-slip, resistant to spiked shoes and can absorb impacts without surface damage. The strength of the system and its durability means there are minimal maintenance and costs.





Adventure Play Castle, Animal Farm, Burnham-on-Sea

The children visiting the Adventure Play Castle at the Animal Farm in Burnham-on-Sea have lots of equipment to play on and climb over and the parents and carers have the assurance that they have a Leeson's rubber crumb surface underneath them. The strong, flexible system is resistant whilst being smooth at the same time plus there is little need for maintenance. The Leeson's resin can be combined with crumb rubber of any colour making the area a vibrant and welcoming space to entertain.

Did you know?

The talented team at Leeson Polyurethanes can manufacture bespoke PU products to perfectly suit your requirements. Whether you require a liquid adhesive, reactive PUR Hot Melt, or a product made especially for your industry: Leeson Polyurethanes can produce it.

{ Case Studies }



Project Key Facts
Sports Pitch Binder
PU4872
Shockpad SBR
Rubber 2-6mm
Area:
700m²

Olympic Park Regeneration, Stratford, London

As part of the Stratford Regeneration project, Leeson Polyurethanes Ltd sports pitch binder was installed on all weather football pitches. The stable join up time of the binder meant that long rips could be easily combined into a high performance seamless shockpad.



Project Key Facts
Permeable Pavement
System
PU5275
Area:
5000m²

Leeson Permeable Paving installed as part of regeneration scheme in Salford

The Porous Pavement system complies with SUDS (Sustainable Urban Drainage System) and was the ideal choice due its durability and low maintenance but above all it is cycle, pushchair and wheelchair friendly. The new path now links local residents with schools, parks and sports clubs in a traffic free environment. The pathways will be further extended so the communities can reach Port Salford and the Trafford Centre using them for commuting as well as leisure.



{ Case Studies }



Pityme Inn, St Miniver, Wadebridge, Cornwall

Leeson's PU Rubber Mulch was installed into a popular country pub in their children's play area. It was chosen for being a fast curing, flexible, solvent free resin for bonding rubber mulch systems. The rubber mulch system minimizes drain through, is harmless to the environment and doesn't rot or decompose reducing the need to be replenished. It is a safe surface in parks and play areas and acts as a barrier to weeds whilst increasing soil moisture beneath. The versatile system can be designed in bright colours or kept to a natural look depending on the environment, and provides excellent slip resistance.

{ Aftercare }

Leeson Polyurethanes have been supplying rubber crumb systems since the early 1990s. Over that time the systems have demonstrated their quality, durability and ease of maintenance. With some simple routine procedures, the surfacing can be kept in optimum condition.

General

The rubber crumb surface should be regularly swept clean, removing leaves and detritus material in order to prevent moss growth. In order to keep the surface looking its best and to prevent staining any moss or weed growth on the surface should be treated using an appropriate herbicide or weed killer. Any ingrained algal growth can be removed using an appropriate paving cleaner.

Please note that staining may occur from tanning if surfaces are not kept clean from leaf debris, twigs, seeds etc.

Heavy goods vehicles should not be permitted to park on, or regularly traverse rubber crumb surfacing, unless this has been allowed for in the overall construction. Heavy objects such as skips should not be dragged across the surface.

Periodic Cleaning

General cleaning of the surface can be carried out by cold pressure washing up to a maximum 150 bar rating to remove dirt and grime. The water should be applied using a fan type lance which should be kept 200mm above the installed surface. Care should be taken however to prevent damage to the surface with excessive water pressure.

Spillages

Please note it is important that any spillages or contamination are dealt with promptly otherwise permanent staining, marking or physical damage to the surfacing and underlying materials may result.

Sand / Soil

Shovel up material and sweep surface clean with a stiff brush. Pressure washing up to 150 Bar can also be used to clean sand from the surface.

Chewing Gum

Removal of individual pieces of chewing gum, can be achieved by treating each piece with a freezing spray and then scraping off the gum with a suitable scraper. For more extensive gum removal, contact a specialist-cleaning contractor.

Ice and Frost

Salt can be used on the surface to help eliminate ice and frost. Once weather conditions return to normal the salt / grit needs to be washed off thoroughly to remove all salt traces.



Binder Selector Guide

Rubber Binders

PRODUCT	PU4223CS	PU4232CW	PU5380	PU5275/1	PU4872	PU4517	PU4751	PU5473	PU5360
Product Description	Wet Pour Binder for Rubber Crumb	Wet Pour Binder for Rubber Crumb	Wet Pour Binder for Rubber Mulch	Wet Pour Binder for Permeable Pavements	Wet Pour Binder for Sports Pitches	Wet Pour Binder for Rubber Crumb - High Tensile Grade	Aliphatic Wet Pour Binder for Rubber Crumb	Aliphatic Wet Pour Binder for Rubber Crumb	Binder for Moulded Tiles
Key Application Area	Play Areas - Summer Installation	Play Areas - Winter Installation	Mulch Walkways and floorings	Cycle Paths, Footpaths, Equestrian Trails	Sports Pitches	Equine Flooring, Stables	Patterned Play Areas	Patterned Play Areas	Moulded Tile Production
Key Property	Economical	Economical	Economical	Economical	Economical	Economical	Economical	Economical	Economical
	Flexible	Flexible	Flexible	Flexible	Flexible	Flexible	Flexible	Flexible	Flexible
	Temperature Resistant (-40°C to +140°C)	Temperature Resistant (-40°C to +140°C)	Temperature Resistant (-40°C to +140°C)	Temperature Resistant (-40°C to +140°C)	Temperature Resistant (-40°C to +140°C)	Temperature Resistant (-40°C to +140°C)	Temperature Resistant (-40°C to +140°C)	Temperature Resistant (-40°C to +140°C)	Temperature Resistant (-40°C to +140°C)
	Meets BS 7188:1998 when tested on virgin EPDM at 18% binder loading	Meets BS 7188:1998 when tested on virgin EPDM at 18% binder loading	Permeable System for water drain off	Permeable System for water drain off	Can be applied with planing machines	Meets BS 7188:1998 when tested on virgin EPDM at 18% binder loading	Light Stable	Light Stable	Can be used to make a range of tile textures
				Meets BS 7188:1998 when tested on virgin EPDM at 18% binder loading			Meets BS 7188:1998 when tested on virgin EPDM at 18% binder loading		
Colour	Unpigmented Light Brown	Unpigmented Light Brown	Unpigmented Brown	Unpigmented Brown	Unpigmented Pale Yellow	Unpigmented Brown	Unpigmented Clear	Unpigmented Clear	Unpigmented Brown
Viscosity at 23°C	2800 ± 500 mPa.s.	1350 ± 350 mPa.s.	2,800 ± 500 mPa.s	2,800 ± 500 mPa.s	1600 ± 300 mPa.s	3800 ± 500 mPa.s.	3250 ± 750 mPa.s.	2700 ± 500 mPa.s.	3000 ± 600 mPa.s
Cure Time at 19°C	5-7 hours	3-5 hours	5-7 hours	5-7 hours	20-24 hours	5-7 hours	7-8 hours	PU3922 at 0.3kg/m ²	
Application - Primer	PU3922 at 0.3kg/m ²	PU3922 at 0.3kg/m ²	PU3922 at 0.3kg/m ²	PU3922 at 0.3kg/m ²	PU3922 at 0.3kg/m ²	PU3922 at 0.3kg/m ²	PU3922 at 0.3kg/m ²	PU3922 at 0.3kg/m ²	
Application - Base Layer	SBR 6-8mm PU at 10 - 12%	SBR 6-8mm PU at 10 - 12%			SBR 6-8mm PU at 12%	EPDM 1-3mm PU at 20% Typical thickness 40-50mm	SBR 6-8mm PU at 10-12%		
Application - Wear Layer	EPDM 1-3mm PU at 18%	EPDM 1-3mm PU at 18%	Mulch Rubber PU at 18-20%	SBR / Aggregate 1-3mm PU at 23%	SBR 1-3mm PU at 18%	PURA4421 Black at 1-2kg/m ²	EPDM 1-3mm PU at 18%	EPDM 1-3mm PU at 18%	SBR 1-3mm PU at typical 8.1%
Thickness	Thickness determined by critical fall height with BS 7188:1998	Thickness determined by critical fall height with BS 7188:1998	Typical thickness greater than 15mm	Typical thickness greater than 20mm	Thickness determined by critical fall height with BS 7188:1998	Typical thickness 40-50mm	Typical Thickness 15-20mm	Thickness determined by critical fall height with BS 7188:1998	

Primer

PRODUCT	PU3922
Product Description	Single component moisture curing, solvented polyurethane primer
Key Application Area	Primer for concrete and timber
Key Property	Economical
	Flexible
	Temperature Resistant (-40°C to +140°C)
	Chemical Resistant
Colour	Unpigmented Brown
Application Method	Roller
Viscosity at 23°C	60 ± 15 mPa.s.
Open Joint Time at 19°C	30 minutes
Coverage	Min 100 gsm
Specific Gravity	1 gm/cc

Additional Products

PRODUCT	PU5213/1	PURA4421	PU4728	PU4731/1	PU4732	PU5186/1	PU4984
Product Description	Two component adhesive	Two component hand applied pure polyurea coating	Structural spray coating for use with fine EPDM granules	Pour sealer for rubber crumb surfaces	Flood coat for sandwich systems	Wear coat for rubber crumb surfaces	Matt sealer for coated rubber crumb surfaces
Key Application Area	Bonding moulded tiles / rubber matting to asphalt, concrete and wood	Equine Flooring, Stables	Sports Surfaces	Sports Surfaces	Sports Surfaces	Indoor Sports Surfaces	Sports Surfaces
Key Property	Economical	Economical	Economical	Economical	Economical	Economical	Economical
	Chemical Resistant	Chemical Resistant	Chemical Resistant	Chemical Resistant	Chemical Resistant	Chemical Resistant	Chemical Resistant
	Temperature Resistant (-40c to +140c)	Temperature Resistant (-40c to +140c)	Temperature Resistant (-40c to +140c)	Temperature Resistant (-40c to +140c)	Temperature Resistant (-40c to +140c)	Temperature Resistant (-40c to +140c)	Temperature Resistant (-40c to +140c)
Colour	Unpigmented Brown	Black (other colours available)	Red (other colours available)	Unpigmented	Red (other colours available)	Blue (other colours available)	Unpigmented
Application Method	Trowel	Trowel, Squeegee	Spray Applied	Trowel	Trowel	Trowel	Roller
Viscosity at 23°C - Part A / Polyol	Thixotropic	550 ± 250 mPa.s		Thixotropic	4,300 ± 1,000 mPa.s.	2,800 ± 400 mPa.s.	125 ± 40 mPa.s.
Viscosity at 23°C - Part B / NCO	130 ± 50 mPa.s.	12,000 ± 2,500 mPa.s	1,000 ± 300 mPa.s.	130 ± 50 mPa.s.	1,750 ± 300 mPa.s.	130 ± 50 mPa.s.	2000 ± 200 mPa.s.
Pot Life at 19°C	120 minutes	8-15 minutes		60 minutes	30-40 minutes	40 minutes	
Working Time at 19°C	120 minutes	30 minutes		60 minutes	40 minutes	40 minutes	60 minutes
Coverage	0.5kg/m ²	1-2kg/m ²	0.8-1.2kg/m ²	Dependent on surface texture	1.0-1.5kg/m ²	Two coats of 0.8-1.2kg/m ²	0.1-0.3kg/m ²
Mixed ratio by Weight (A:B)	5.92:1	9.6:90.4		5.86:1	1.4:1	4.71:1	5:1

Pre-Application treatment

Single Component Moisture Curing Urethane Primer (PU3922)

PU3922 is a single component moisture curing urethane primer developed as a primer for concrete and timber. It can also be used as a seal coat on concrete.

Resistance to high and low temperatures: The primer / seal coat will withstand wide temperature ranges (-55°C to + 140°C) for extended periods without loss of strength.

Fast Application: High solids content and low viscosity result in fast application characteristics.

TYPICAL SPECIFICATION	
CRITERIA	TYPICAL VALUE
Colour:	Light Brown Liquid (Pigmented Versions Available)
Solids:	54 +/- 3%
Viscosity @ 15°C:	70 +/- 15mPa.s
Viscosity @ 23°C:	60 +/- 15mPa.s
Thinner:	Xylene
Cure Rate:	Product should be left to cure for 3 hours. Ensure there is no solvent left on the floor before over coating.
Coverage:	6-10m ² /L dependant on substrate porosity
Specific gravity:	1.0 gm/cc

Application

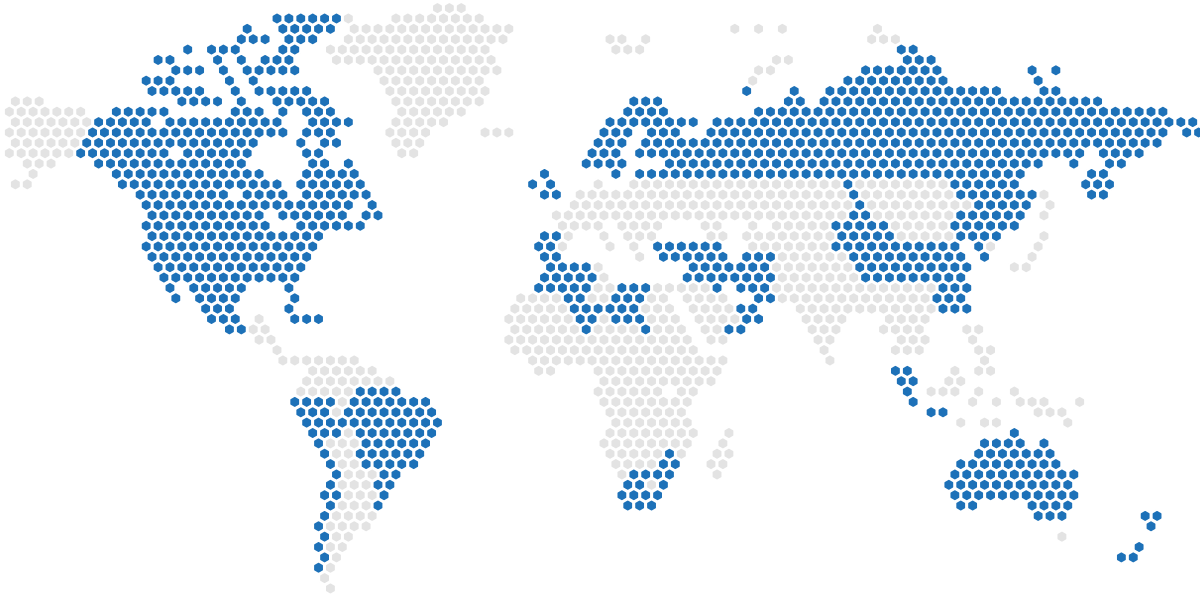
Concrete must be prepared for priming by hot compressed air blasting or some other suitable means. Ensure substrate to be primed / coated is dry.

PU3922 should then be applied by roller at a rate of 6-10 m²/L and left for a minimum of 90 minutes to cure.

If the primer is left for more than 24 hours then a second coat should be applied and left as above before the rubber crumb surface is laid.

Part drums of PU3922 should have nitrogen gas injected into the headspace to prevent skinning. The drums should then be resealed.

Worldwide distribution



Leeson Polyurethanes export over 25% of our manufacturing output to over 56 countries.

In 2007 and 2019, in recognition of this achievement we were awarded the Queen's Award for Exports. Since then we have continued to promote British manufacturing around the globe.

Across the countries we operate in we have an extensive network of distributors and agents, as well as exporting directly from our UK base. Our polyurethane products have been exposed to many extremes of climate globally, as well as being used in a diverse range of industries. International customers can be assured of the rigorous testing our products are subjected to, ensuring that they perform exactly as specified regardless of geographical location.

How to Order

To find out more about our products, please call sales on:

+ (0) 1926 833367

or email:

sales@lpultd.com

Sales / General Enquiry:

sales@lpultd.com


For all worldwide export enquiries please email:

sales@lpultd.com



Visit lpultd.com to view our full product range

Award Winning Products



LeesonBound®

Non hazardous, fast curing, flexible solvent free resin for encapsulation of decorative aggregates. Systems cures to give attractive, durable finish.

USES

- SUDS Areas
- Driveways
- Paths
- Swimming Pool Surrounds

LeesonGrip®

A high performance, flexible polyurethane based anti-skid system for industrial, decorative and functional applications onto asphalt and concrete substrates.

Leeson Grip 2-1

The system gives a hard wearing anti-skid surface approved for all Type 1 Roads by the BBA.

Leeson Grip 3-1 VHB

The system gives a hard wearing anti-skid surface for industrial applications.

USES

- Type 1 Roads
- Cycle Paths
- Pedestrian Areas
- Walkways
- Drives
- Pathways



Adhesives

A broad range of solvent free polyurethane adhesives for structural bonding. Both 1 component moisture cure and 2 component polyurethane adhesives are available for application by roller, bead machine, hand spray and automatic spray.

USES

- Caravan panels
- Mineral wool building panels
- Insulated truck panels
- SIP panels
- Modular (off site) buildings
- D4 wood bonding adhesive
- Architectural honeycomb panels

Watertite

A seamless roofing system based on moisture triggered polyurethane technology. The system consists of a chopped strand reinforced base layer, sealed with a finish coat.

USES

- Roofs
- Balconies
- Water towers

Polyurea

Range of polyurea protective coatings.

USES

- Concrete protection
- Waterproofing
- Balconies
- Scenography
- Hardcoats



THE QUEEN'S AWARDS
FOR ENTERPRISE:
INTERNATIONAL TRADE
2019



Leeson Polyurethanes Ltd.

Hermes Close, Warwick, CV34 6RP, UK.

Tel: +44 (0) 1926 833367 Fax: +44 (0) 1926 881469
sales@lpultd.com | www.lpultd.com



{ A bond for life }